


CUSTOMER: _____
CUSTOMER #: _____
USERNAME: _____
PASSWORD: _____
DELIVERY DAYS: _____



Online Ordering Login



Go to our website www.sirnaandsonsproduce.com and click on Online Order at the top. You will then be prompted to enter your username and password.




Ravenna: 330-298-2222

1-800-824-1868

Fax: 330-298-9733

After hitting submit you will be brought to a calendar that shows you any pre-orders or special information about delivery days. From there you click on Place and Order and you are brought to a screen where you can choose your delivery date. Be very careful here to choose the correct date.



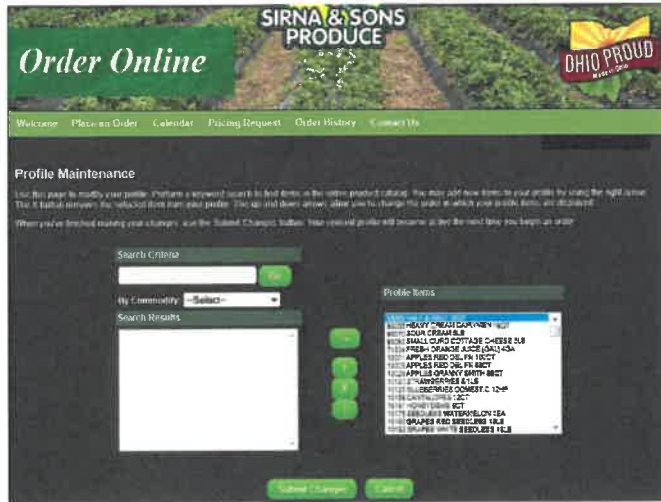
This will bring you to the ordering screen. You can choose to use this profile or you can make a custom guide. To make a custom guide click on Profile Maintenance and it will bring you to a screen like this.

***Please make sure you submit all the way through until you get an order confirmation #. ***

Ravenna: 330-298-2222

1-800-824-1868

Fax: 330-298-9733



You can delete items by clicking on the X in between the two boxes. You can move the items up or down in the list by clicking on the arrows. Once you hit submit changes then your guide will be saved that way the next time you log on. You can also print out a weekly order guide by clicking on pricing request.



You can then choose to email or download the order guide. It is recommended that you choose "email preferred" b/c the download can take a while if the system is busy.

If you are having any other problems or have any other questions, please contact your sales representative or a customer service rep.

Ravenna: 330-298-2222

1-800-824-1868

Fax: 330-298-9733

PHONE/TABLET FREE ORDERING APP

CUSTOMER: _____

CUSTOMER #: _____

USERNAME: _____

PASSWORD: _____

DELIVERY DAYS: _____



1. Open your Play Store or App Store and download the free App



2. Enter your username and password in the login screen

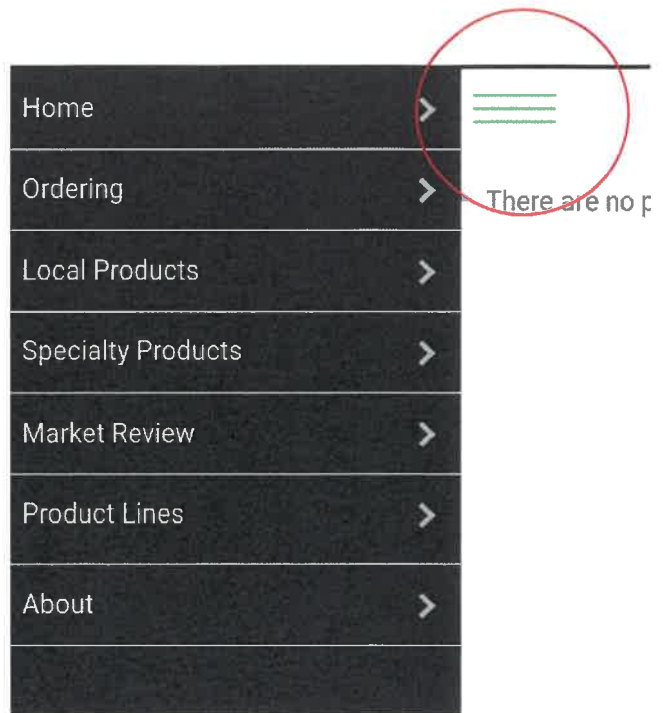


Username:

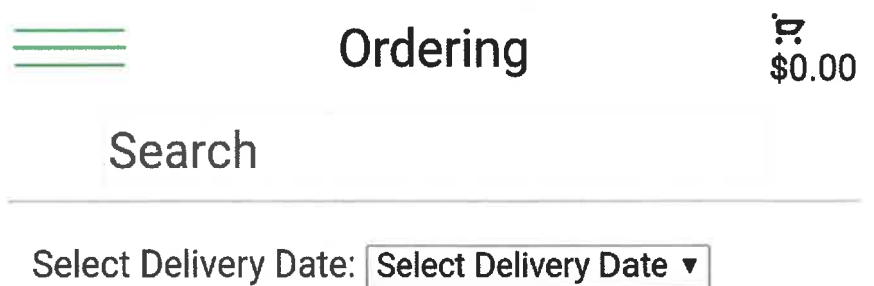
Password:

Login

3. The circled 3 bars in red will be on the top left side of the screen. When you tap the 3 bars the menu on the right will open. If you are looking to place an order tap ordering. Then select place order on the bottom of the screen.



4. The next screen will ask you to select your delivery date. Once selected it will take you to the ordering screen which will be your on-line profile.



5. The prices in the profile will be current for the week. You will enter the quantities you want. The top right will keep a total for your cart. When finished select checkout on the bottom right side of the screen. It will then take you to a summary page to review your order. If everything looks correct tap place order at the top right of the screen. Next it will ask you to confirm order. Tap yes to submit your order. If it goes through correctly it will say *process order success*. Hit ok and the next screen will show you the total, the date placed and the selected delivery date. When finished go back to the Home screen and you may Log off.

The screenshot displays an ordering interface. At the top left is a hamburger menu icon. The title "Ordering" is centered at the top. On the right side, there is a price indicator "\$0.00". Below the title, a list of items is shown, each with a quantity control (minus, input field, plus) and a price. The items are: PEACH 5LB (\$0.00), PEPPER PABLANO lg box BUSHEL (\$2.00), PEPPER RED CALIF 15LB (\$0.00), PEPPERS ANAHEIM GR 10LB (\$0.00), PEPPERS GREEN BUSHEL (\$0.00), PEPPERS JALAPENO 10LB (\$0.00), and PEPPERS POBLANO 10LB (\$0.00). The quantity for PEPPER PABLANO and PEPPERS ANAHEIM GR is set to 1. At the bottom, there is a navigation bar with three buttons: "Home" (house icon), "Place Order" (plus icon, highlighted in teal), and "Checkout" (shopping cart icon).

Item	Quantity	Price
PEACH 5LB	1	\$0.00
PEPPER PABLANO lg box BUSHEL	1	\$2.00
PEPPER RED CALIF 15LB	1	\$0.00
PEPPERS ANAHEIM GR 10LB	1	\$0.00
PEPPERS GREEN BUSHEL	1	\$0.00
PEPPERS JALAPENO 10LB	1	\$0.00
PEPPERS POBLANO 10LB	1	\$0.00